

(19)



(11)

EP 1 284 621 B1

(12)

EUROPEAN PATENT SPECIFICATION

(45) Date of publication and mention of the grant of the patent:
26.11.2008 Bulletin 2008/48

(51) Int Cl.:
A46B 9/04^(2006.01) A46B 7/06^(2006.01)
A46B 5/00^(2006.01)

(21) Application number: **01933254.3**

(86) International application number:
PCT/US2001/015028

(22) Date of filing: **10.05.2001**

(87) International publication number:
WO 2001/089344 (29.11.2001 Gazette 2001/48)

(54) **Toothbrush**

Zahnbürste

Brosse à dent

(84) Designated Contracting States:
AT BE CH CY DE DK ES FI FR GB GR IE IT LI LU MC NL PT SE TR

(30) Priority: **22.05.2000 US 576590**

(43) Date of publication of application:
26.02.2003 Bulletin 2003/09

(60) Divisional application:
08008414.8

(73) Proprietor: **GILLETTE CANADA COMPANY**
Mississauga,
Ontario L4Z 4C5 (CA)

(72) Inventors:
• **Claire, Karen**
Waltham, MA 02452 (US)

- **Masterman, Thomas, Craig**
San Francisco, CA 94114 (US)
- **Bredall, William, A.**
Pacifica, CA 94044 (US)
- **Schreck, James**
Iowa City, IA 52246 (US)

(74) Representative: **Zetterer, Gerd**
Braun GmbH
Patentabteilung
Frankfurter Strasse 145
61476 Kronberg (DE)

(56) References cited:
EP-A- 0 894 454 CH-A- 324 623
FR-A- 683 311 FR-A- 792 476
FR-A- 2 548 528 US-A- 2 273 278

Note: Within nine months of the publication of the mention of the grant of the European patent in the European Patent Bulletin, any person may give notice to the European Patent Office of opposition to that patent, in accordance with the Implementing Regulations. Notice of opposition shall not be deemed to have been filed until the opposition fee has been paid. (Art. 99(1) European Patent Convention).

EP 1 284 621 B1

Description

[0001] The invention relates generally to the field of oral care, and in particular to toothbrushes.

[0002] Tooth brushing and flossing are fundamental steps in achieving good oral hygiene. The practice of flossing, unfortunately, has not met with widespread acceptance among the general populace even though it is acknowledged by the general populace that flossing is something that should be completed as part of good oral hygiene. Furthermore, even people who floss oftentimes do not perform adequate flossing in hard to reach areas of the mouth. Unfortunately, while most commercially available toothbrushes clean the outer buccal face of teeth adequately, they fail to provide improved cleaning of plaque and debris from the gingival margin, interproximal areas, lingual surfaces and other hard to reach areas of the mouth.

[0003] One reason that such toothbrushes do not adequately clean the interproximal region is that the tufts are not angled in a direction to optimize interproximal and subgingival penetration. As such, these tufts cannot extend far enough into the interproximal region. Another reason for poor interproximal penetration/cleaning is that the bristle/tuft density is too high: having a large number of bristles/tufts provides good surface cleaning but hinders the bristles from penetrating between teeth.

[0004] Some brushes have tufts of bristles which have angled tufts which either appear to cross when viewed head-on (see for example U.S. Patent No. 4,706,322 (the '322 patent) or from the side (see for example U.S. Patent No. 3,085,273 (the '273 patent), to provide better interproximal penetration. The crossing tufts of the '322 patent will more effectively penetrate between teeth when the brush is being moved up and down rather than back and forth. Likewise, the crossing tufts of the '273 patent will more effectively penetrate between teeth when the brush is being moved back and forth rather than up and down.

[0005] Some current toothbrush designs involve filament tufts angled away from the center line/long axis of the brush head (Figure 7) and some current toothbrush designs involve tuft filaments angled along the center line of the brush (Figure 8). When these toothbrushes are placed on or against the teeth, the filaments bend and are deflected away from the gumline area.

[0006] U.S. 4,570,282 discloses a toothbrush having bristle elements arranged in two banks. The free ends of the bristle elements in the first bank extend convergingly with the free ends of the bristle elements in the second bank to provide a V-shaped tooth receiving channel having an acute included angle of from about 10 to 55 degrees. The bristle elements in the banks which are closest together extend into contact with one another at the bristle tips to define a doublet of mutually supported bristle elements. A toothbrush according to the preamble of claim 1 is known from FR 2548528 A1.

[0007] The present invention is directed to overcoming one or more of the problems set forth above. The present

invention is provided according to the features of claim 1. Briefly summarized, according to one aspect of the present invention, a toothbrush includes a head having bristle tufts implanted therein. At least two of the tufts cross so as to permit at least some the bristles to intermingle. One of the two tufts is located adjacent a long side of the head.

[0008] The toothbrush comprises a head having at least 2 bristle tufts which have a compound crossing angle such that one of the tufts eclipses at least a portion of the bristles of the other tuft when (a) viewed from a side of the toothbrush, and (b) viewed from an end of the toothbrush.

[0009] Such a compound crossing angle allows the tufts to more effectively penetrate in between teeth both when the brush is being moved up and down, and, back and forth.

[0010] The toothbrush having a head with at least 2 bristle tufts. The head has two portions which define an opening in an interior portion of the head such that water can flow through this opening.

[0011] Allowing water to flow through an opening in a central portion of the head facilitates removal of excess toothpaste and other debris, thus enhancing the cleanliness of the brush over time.

[0012] At least two of the tufts cross so as to permit at least some of the bristles to intermingle. At least some of the intermingled bristles from one of the two tufts extends past the other tuft.

[0013] These and other aspects, objects, features and advantages of the present invention will be more clearly understood and appreciated from a review of the following detailed description of the preferred embodiments and appended claims, and by reference to the accompanying drawings.

FIG. 1 is a perspective view of a split head brush of the present invention;

FIG. 2 is a bottom view of the brush of FIG. 1;

FIG. 3 is a side view of the brush of FIG. 1;

FIG. 4 is a top plan view of the brush of FIG. 1;

FIG. 5 is an enlarged view of the crossing tufts of the present invention depicting the intermingled bristles;

FIG. 6 is an end view of the brush of FIG. 1;

FIG. 7 is a perspective view of a prior art brush with tufts angled away from the centerline of the brush (Colgate Total); and

FIG. 8 is a perspective view of a prior art brush with tufts angled along the centerline of the brush (Oral-B CrossAction).

[0014] As used herein the term "intermingled tufts" means two tufts which cross so as to force at least some of the individual filaments from each tuft bundle to mingle with the filaments of the other.

[0015] As used herein the term "compound crossing angle" relates to toothbrush filament tufts which are positioned on a toothbrush head at oblique angles such that

the tufts appear to cross (one tuft eclipses the other) when viewed from a side of the toothbrush and when viewed from an end of the toothbrush.

[0016] Referring to Figure 1, toothbrushes of the present invention are comprised of a handle 20 (shown partially in the figures) connected to a relatively planar head region 1. Head 1 has a maximum preferable width of about 0.45"-1.00", preferably 0.50"-0.80", and most preferably 0.51"-0.72". The head is comprised of two regions: a first region 2 and a second region 3. In a preferred embodiment of the present invention, the tufts are affixed to the first and second region as follows: The first region 2 is comprised of an outer row of tufts 4a-f which are inclined longitudinally toward the distal end of the head 10. The region is further comprised of two inner row of tufts 6 which are angled longitudinally toward the proximal end of the head 11. This results in a first region which appears to have tufts which cross when viewed from the side (see FIG. 3).

[0017] Next, the second region 3 is comprised of outer tufts 5 which are angled longitudinally toward the distal end of the head 10 and inner tufts 7 which are angled longitudinally towards the proximal end of the head 11. As such, tufts 6 and 7 of the inner rows alternate with each other along the length of the head. The result is a second region 3 which appears to have crossing tufts when viewed from the side. The free ends of tufts 4a-f are spaced from the free ends of tufts 5 by about 0" (touching)-0.60", preferably 0.05"-0.52", and most preferably 0.10"-0.42". The length of the tufts is about 0.26"-0.75", preferably 0.325"-0.60", and most preferably 0.35"-0.50". The angle A of the tufts along the length of the head (see Figure 3) is about 0-30 degrees, preferably 5-25 degrees, and most preferably 10-25 degrees.

[0018] As shown in Figure 6, the two regions of the head 2 and 3 are angled transversely (i.e. tilt inwardly). As a result, the top surfaces of head portions 2 and 3 from which tufts project tilt inwardly such that the tufts tilt inwardly. Tufts which appear to cross from two directions can be on the same head region or on different head regions. The angle B between the regions is about 140-178 degrees, preferably 150-175 degrees, and most preferably 150-165 degrees. In this embodiment, the tufts appear perpendicular to their respective head region when viewed end on. A maximum depth C from the top of the "V" to the bottom of the "V" is about 0.03"-0.30", preferably 0.075"-0.25", and most preferably 0.10"-0.225".

[0019] Alternatively, head 1 can have a flat upper surface, and the tufts themselves can be tilted inward to give the same appearance (not shown in figures). In this embodiment, the tufts would not be perpendicular to the top surface of the head. Either embodiment results in tuft bundles which intermingle (see Figures 4 and 5 also).

[0020] Bottom plan view Figure 2 outlines a preferred configuration where the first region 2 and second region 3 form a complimentary relationship as defined by the corrugated space between the regions. Each region has

alternating projections and spaces (recesses), the projections of one region engaging at least partially into the spaces of the other region. Regions (portions) 2 and 3 are movable independently of each other. An opening 8 is created between regions 2 and 3 in an interior portion of the head, and allows water to flow through the opening, thus facilitating rinsing of excess toothpaste, saliva and debris from the head. The area of opening 8 at a top surface of the head (see figure 4) is preferably between about 2% to about 20% of the total area (including the area of opening 8) of the top surface of the head, more preferably between about 4% to about 18%, even more preferably between about 6% to about 16%, and most preferably between about 8% to about 14%. Each projection preferably has one or more tufts and is surrounded on three sides by the other head portion.

[0021] As a further alternative, the central opening in the head is provided, but the two head portions are connected at the end of the head furthest from the handle. As such, relative movement of the head portions will be minimized.

[0022] With reference to Figures 3 and 4, a cumulative cross-sectional area of each of the bristles on the head defines a first area. An imaginary perimeter 22 is shown. Perimeter 22 lies in a plane. This plane intersects all of the bristles except the shortest bristle and is tangent to or intersects at least a portion the free end of the shortest bristle. Perimeter 22 connects an outer surface of all outer tufts. The area within the perimeter defines a second area. The ratio of the first area to the second area is preferably between about 5% to about 20%. The ratio is more preferably between about 6% to about 18%, even more preferably between about 7% to about 16%, even more preferably between about 8% to about 14%, and most preferably between about 9% to about 12%. This ratio defines a bristle density for the brush.

[0023] The tuft bundles 4, 5, 6 and 7 preferably have rectangular shaped cross-sections having a 1:2 to 1:6 length to width aspect ratio. More preferably, this aspect ratio is from about 1:3 to 1:4. The inventors also contemplate the use of round, rectangular, square or any other shaped tuft bundles known to those skilled in the art. In the most preferred embodiment, the free ends of the individual filaments 20 are rounded into a dome-like shape. These are commonly referred to as end-rounded bristles.

[0024] Figure 5 is an enlarged perspective view of two tufts which demonstrate the intermingled nature of these tufts. Region 30 is the region where the bristles are allowed to at least partially intermingle. This region could be done merely at the tips of the bristles (ie. inverted "v", not shown) or, as shown, forming a true crossing (i.e. "x") pattern (see Fig. 3). Alternatively, region 30 could take on the appearance of an inverted "y" with bristles from a first tuft extending past a second tuft, but the bristles of the second tuft not extending past the first tuft (not shown). As shown in Figure 4, one of the two tufts 4b which intermingle is located adjacent a long side of head

1.

[0025] The overlapping intermingled compound crossing angle pattern of the present invention promotes better interproximal and subgingival penetration. The tufts of the present invention are able to penetrate between the teeth, and to penetrate under the sulcus, both proximally and along the buccal gingival margin. In addition, it has been observed that the "3-dimensional" angling of tufts resulted in multiple tufts penetrating from different angles simultaneously.

[0026] The brush head is fabricated from two parts relating to the first region 2 and the second region 3, which each have bristles angled in a pattern compound crossing angle. The two sides consist of intermingled overlapping tufts (see Figure 5) which allow the two sides to be angled to come together in a unique V-shaped configuration (see Figure 6). The angled tufts allow for a spacing and relative tuft angle/height configuration which is not manufacturable using current technology. The ability to have multiple tufts come together at an inward angle, with appropriate spacing, allows multiple tufts to engage interproximally and sub-gingivally simultaneously. Another added benefit of the split handle design is rinsability.

[0027] It may be possible to achieve similar results by manufacturing a first region and a second region on a brush head and subsequently bending the two regions relative to each other. It is thus possible to create a similarly acting tufting pattern on a single head with a bent head design, and possibly through the use of staple tufting technology. Additionally, the toothbrush can be made with a replaceable head feature.

[0028] A preferred manufacturing technique to produce the brushes of the present invention is to individually mold right and left sides, of the brush, capturing the tufts of bristles in the head during molding (a hot tufting process). These two sides are then placed relative to each other and secured together by melting or gluing.

Claims

1. A toothbrush including a head (10) having tufts of bristles implanted therein, the head including two portions (23) which are movable independently of each other, **characterized in that** at least two tufts cross and at least some of the bristles in these two tufts intermingle, and **in that** one of the two tufts being located adjacent a long side of the head.
2. A toothbrush according to claim 1, **characterized in that** one (4a-4h) of the two tufts is located on one (2) of the two head portions, and the other of the two tufts (5) is located on the other (3) of the two head portions.
3. A toothbrush according to claim 1, **characterized in that** both of the two tufts are located on the same head portion.
4. A toothbrush according to claim 1, **characterized in that** the two portions of the head define an opening (8) in a central portion of the head such that water can flow through this opening.
5. A toothbrush according to claim 1, **characterized in that** a top surface of one of the head portions from which tufts project tilt inwardly such that the tufts tilt inwardly.
6. A toothbrush according to claim 5, **characterized in that** a top surface of the other of the head portions from which tufts project is tilted inwardly such that its tufts tilt inwardly,
7. A toothbrush according to claim 1, **characterized in that** each head portion includes alternating projections and recesses, the projections of each head portion fitting at least partially into the recesses of the other head portion.
8. A toothbrush according to claim 1, **characterized in that** the at least two tufts of bristles have a compound crossing angle such that one of the tufts eclipses at least a portion of the bristles of the other tuft when (a) viewed from a side of the toothbrush, and (b) viewed from an end of the toothbrush.
9. A toothbrush according to claim 1, **characterized in that** at least some of the intermingled bristles from one of the two tufts extends past the other tuft.
10. A toothbrush according to claim 9, **characterized in that** at least some of the intermingled bristles from each of the two tufts extends respectively past the other of the two tufts.

Patentansprüche

1. Zahnbürste, die einen Kopf (10) mit Büscheln von Borsten, die darin eingesetzt sind, einschließt, wobei der Kopf zwei Abschnitte (23) einschließt, die unabhängig voneinander beweglich sind, **dadurch gekennzeichnet, dass** sich mindestens zwei Büschel kreuzen und sich mindestens einige der Borsten in diesen zwei Büscheln vermengen, und darin, dass eines der zwei Büschel an eine lange Seite des Kopfes angrenzend angeordnet ist.
2. Zahnbürste nach Anspruch 1, **dadurch gekennzeichnet, dass** eines (4a-4h) der zwei Büschel auf einem (2) der zwei Kopfabschnitte angeordnet ist und das andere der zwei Büschel (5) auf dem anderen (3) der zwei Kopfabschnitte angeordnet ist.
3. Zahnbürste nach Anspruch 1, **dadurch gekennzeichnet, dass** beide der zwei Büschel auf demsel-

ben Kopfabchnitt angeordnet sind.

4. Zahnbürste nach Anspruch 1, **dadurch gekennzeichnet, dass** die zwei Abschnitte des Kopfes eine Öffnung (8) in einem Mittelabschnitt des Kopfes definieren, so dass Wasser durch diese Öffnung fließen kann. 5
5. Zahnbürste nach Anspruch 1, **dadurch gekennzeichnet, dass** eine obere Oberfläche eines der Kopfabchnitte, aus dem Büschel hervorstehen, nach innen geneigt ist, so dass sich die Büschel nach innen neigen. 10
6. Zahnbürste nach Anspruch 5, **dadurch gekennzeichnet, dass** eine obere Oberfläche des anderen der Kopfabchnitte, aus dem Büschel hervorstehen, nach innen geneigt ist; so dass sich die Büschel nach innen neigen. 15
7. Zahnbürste nach Anspruch 1, **dadurch gekennzeichnet, dass** jeder Kopfabchnitt alternierende Vorsprünge und Aussparungen aufweist, wobei die Vorsprünge jedes Kopfabchnitts mindestens teilweise in die Aussparungen des anderen Kopfabchnitts passen. 20
8. Zahnbürste nach Anspruch 1, **dadurch gekennzeichnet, dass** die mindestens zwei Büschel von Borsten einen solchen zusammengesetzten Kreuzungswinkel aufweisen, dass eines der Büschel mindestens einen Abschnitt der Borsten des anderen Büschels verdeckt, wenn (a) von einer Seite der Zahnbürste und (b) von einem Ende der Zahnbürste betrachtet wird. 25
9. Zahnbürste nach Anspruch 1, **dadurch gekennzeichnet, dass** sich mindestens einige der vermischten Borsten von einem der zwei Büschel über das andere Büschel hinaus erstrecken. 30
10. Zahnbürste nach Anspruch 9, **dadurch gekennzeichnet, dass** sich mindestens einige der vermischten Borsten von jedem der zwei Büschel jeweils über das andere Büschel der zwei hinaus erstrecken. 35

Revendications

1. Brosse à dents comprenant une tête (10) ayant des touffes de poils implantées dedans, la tête incluant deux parties (23) qui sont déplaçables indépendamment l'une de l'autre, **caractérisée en ce que** au moins deux touffes se croisent et au moins certains des poils dans ces deux touffes s'entremêlent et, **en ce que** l'une des deux touffes est située adjacente à un bord long de la tête. 40

2. Brosse à dents selon la revendication 1, **caractérisée en ce qu'**une (4a-4h) des deux touffes est située sur une (2) des deux parties de tête, et l'autre des deux touffes (5) est située sur l'autre (3) des deux parties de tête. 45
3. Brosse à dents selon la revendication 1, **caractérisée en ce que** l'une et l'autre des deux touffes sont situées sur la même partie de tête. 50
4. Brosse à dents selon la revendication 1, **caractérisée en ce que** les deux parties de la tête définissent une ouverture (8) dans une partie centrale de la tête de telle sorte que l'eau puisse s'écouler à travers cette ouverture. 55
5. Brosse à dents selon la revendication 1, **caractérisée en ce qu'**une surface supérieure d'une des parties de tête desquelles les touffes font saillie s'incline vers l'intérieur de telle sorte que les touffes s'inclinent vers l'intérieur. 60
6. Brosse à dents selon la revendication 5, **caractérisée en ce qu'**une surface supérieure de l'autre des parties de tête desquelles les touffes font saillie est inclinée vers l'intérieur de telle sorte que ses touffes s'inclinent vers l'intérieur. 65
7. Brosse à dents selon la revendication 1, **caractérisée en ce que** chaque partie de tête inclut des saillies et cavités alternées, les saillies de chaque partie de tête s'ajustant au moins partiellement dans les cavités de l'autre partie de tête. 70
8. Brosse à dents selon la revendication 1, **caractérisée en ce que** les au moins deux touffes de poils ont un angle de croisement composé de telle sorte qu'une des touffes éclipse au moins une partie des poils de l'autre touffe lorsque (a) on observe depuis un côté de la brosse à dents, et (b) on observe depuis une extrémité de la brosse à dents. 75
9. Brosse à dents selon la revendication 1, **caractérisée en ce qu'**au moins certains des poils entremêlés provenant d'une des deux touffes s'étendent au-delà de l'autre touffe. 80
10. Brosse à dents selon la revendication 9, **caractérisée en ce qu'**au moins certains des poils entremêlés provenant de chacune des deux touffes s'étendent respectivement au-delà de l'autre des deux touffes. 85

FIG. 1

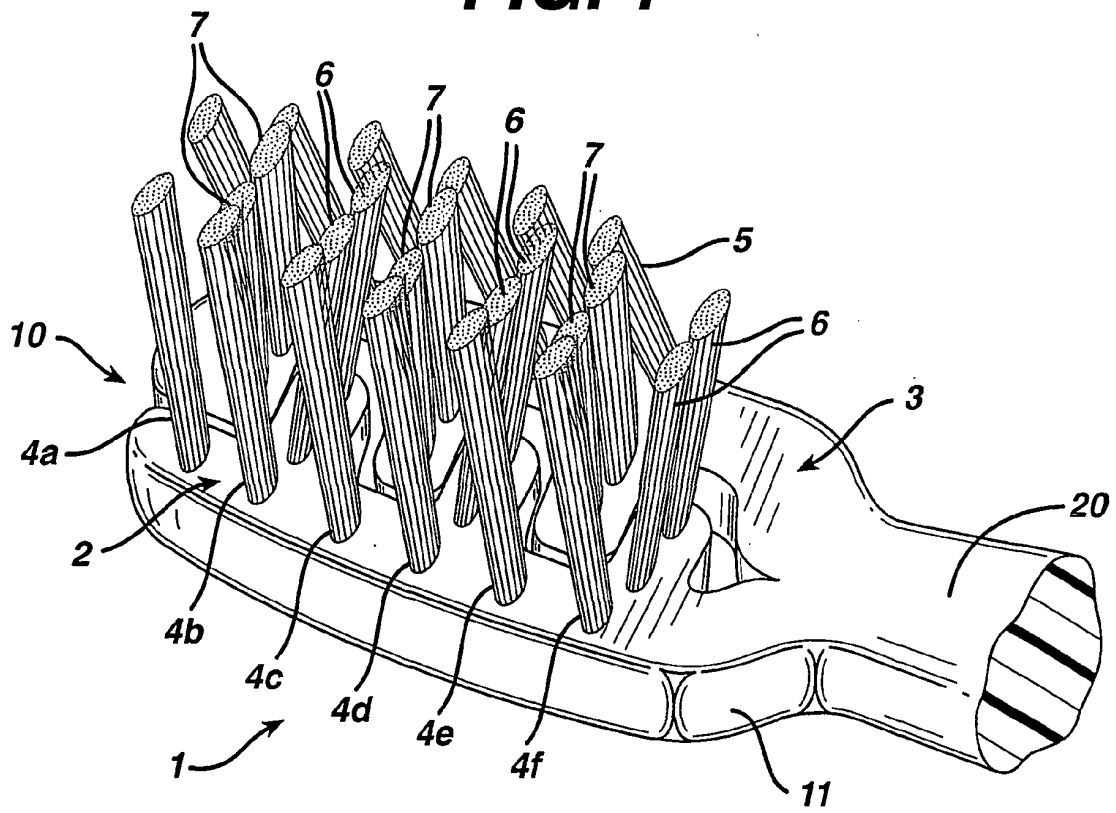


FIG. 2

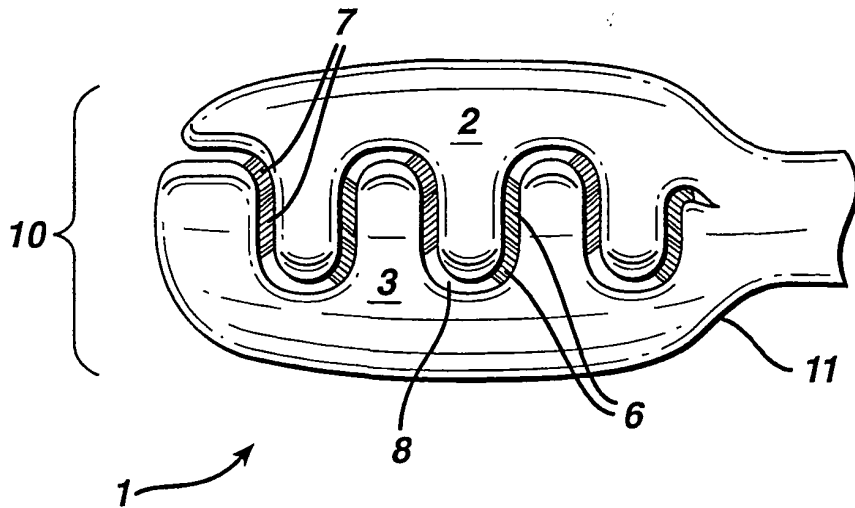


FIG. 3

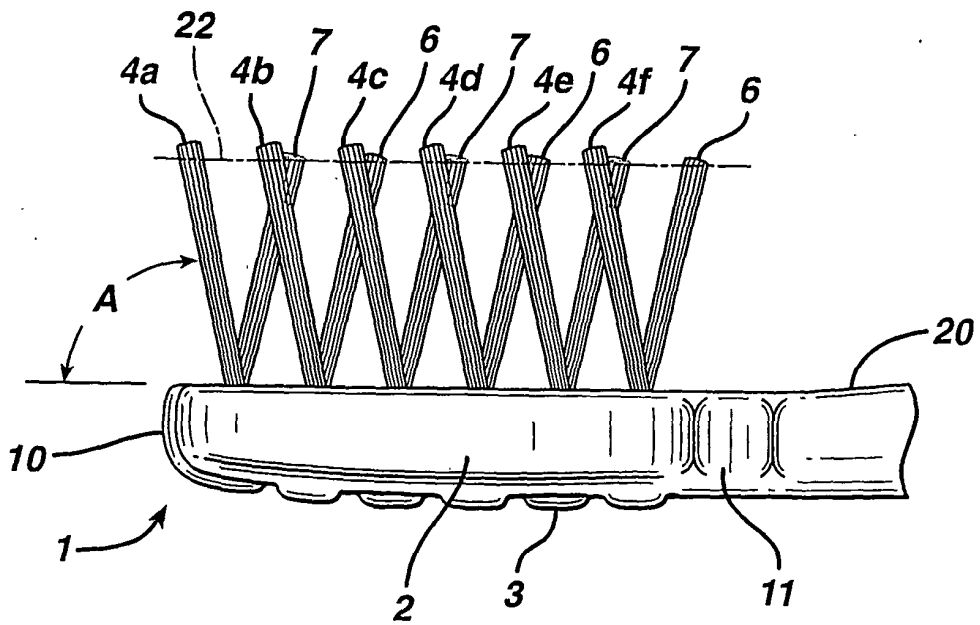


FIG. 4

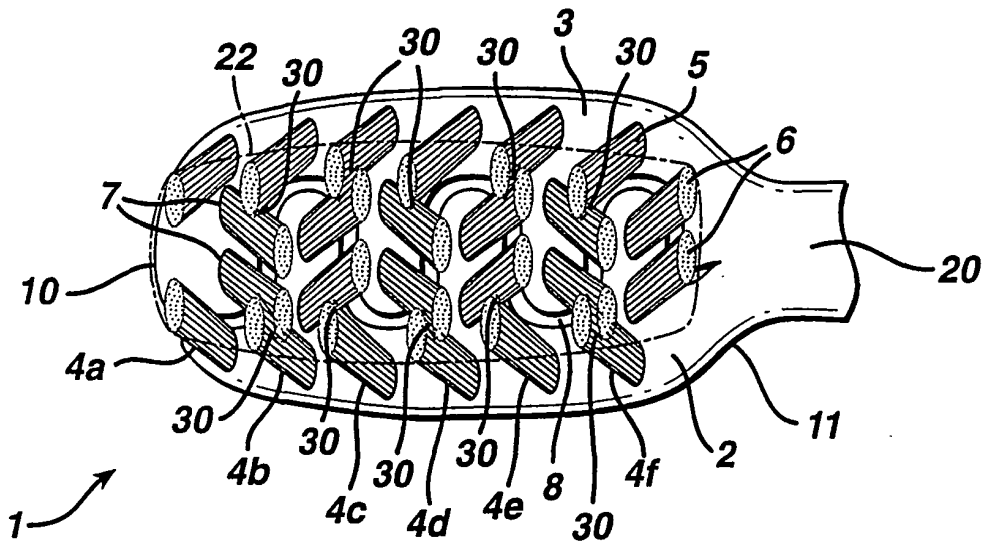


FIG. 5

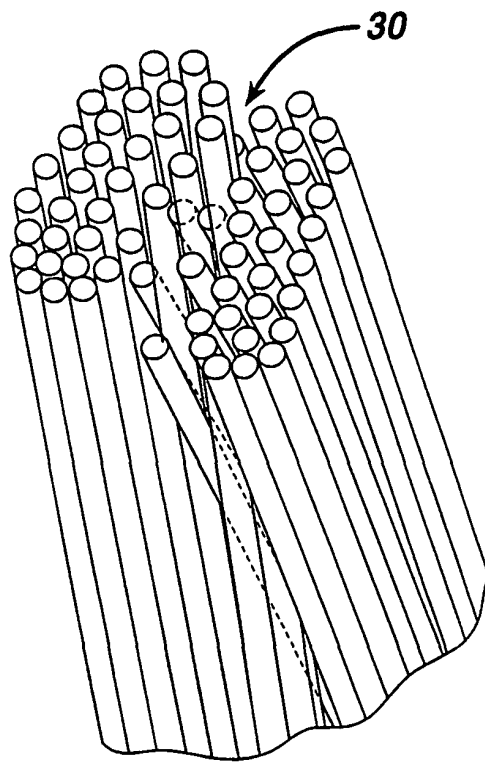


FIG. 6

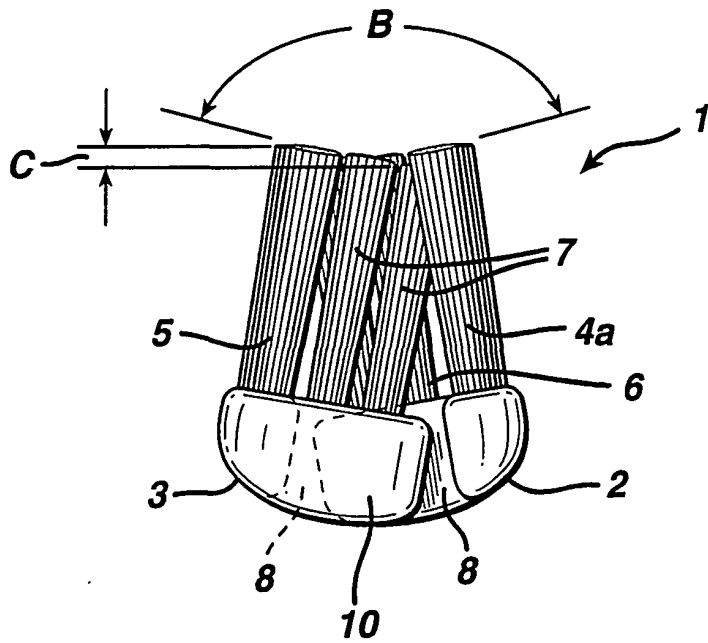


FIG. 7 PRIOR ART

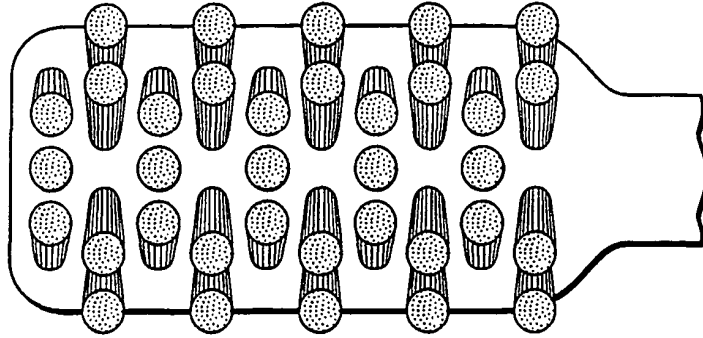
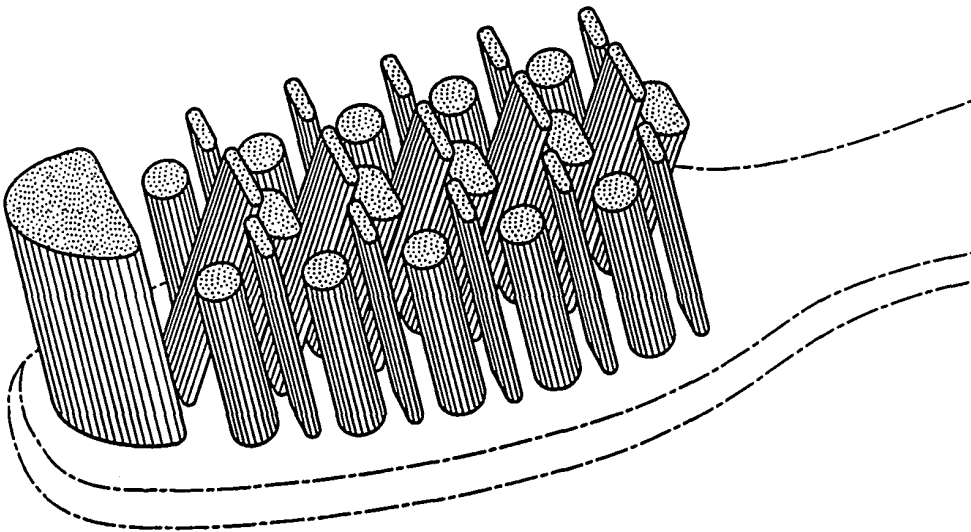


FIG. 8 PRIOR ART



EP 1 284 621 B1

REFERENCES CITED IN THE DESCRIPTION

This list of references cited by the applicant is for the reader's convenience only. It does not form part of the European patent document. Even though great care has been taken in compiling the references, errors or omissions cannot be excluded and the EPO disclaims all liability in this regard.

Patent documents cited in the description

- US 4706322 A [0004]
- US 3085273 A [0004]
- US 4570282 A [0006]
- FR 2548528 A1 [0006]